

### Kontaktdaten / Contact data

Firma / Company

Adresse / Address

Name

Tel. / Fax

E-Mail

### Grundinformation (Bitte Felder ausfüllen) / Basic information (Please fill out the fields)

Geräteaufdruck / Print

Ausschubkraft / Extension force

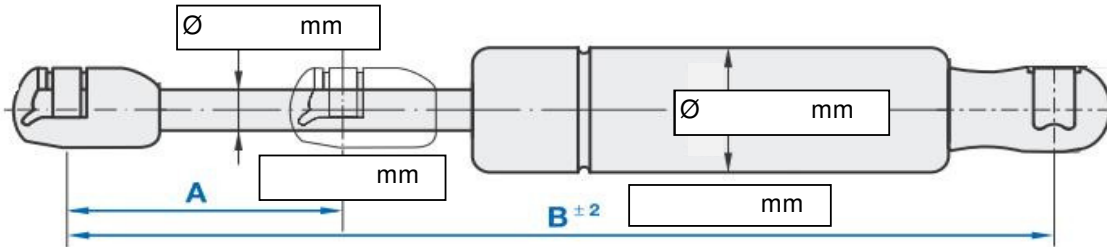
N

Ohne diese Kraftangabe keine Zuordnung möglich  
Identification not possible without force information

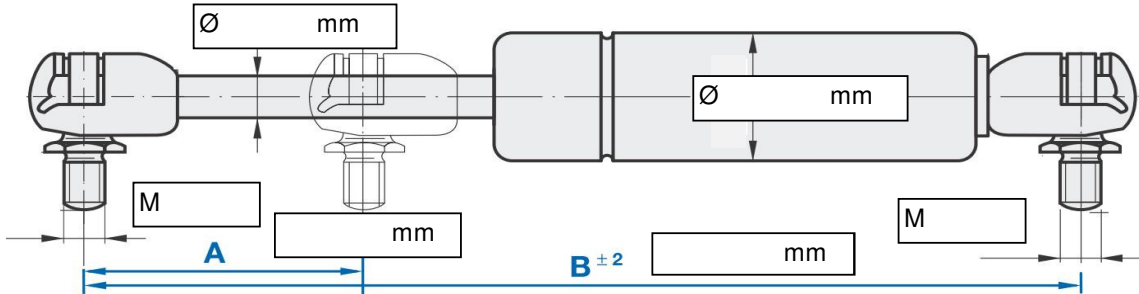
### Gerätetyp / Spring Type

Bitte zu den richtigen Typ die Werte eintragen / Please fill out the values for the correct type

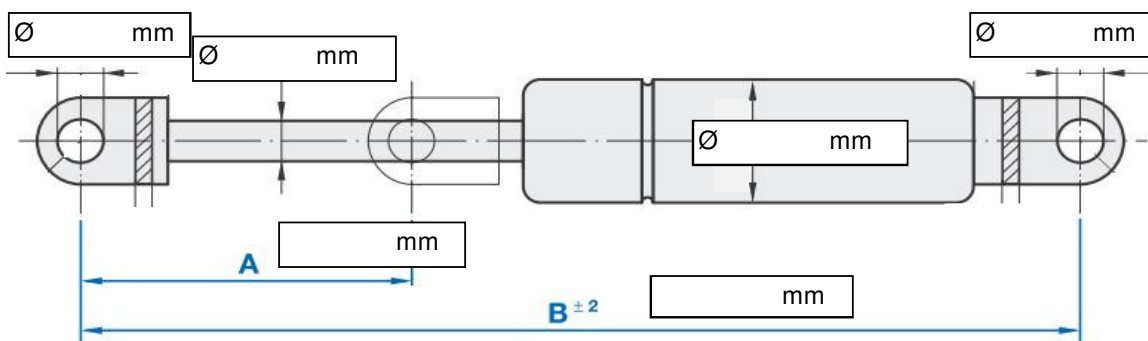
**Type 1** - Kugelpfanne fuer Ø10 Kugel / Ball socket for Ø10 ball



**Type 2** - Winkelgelenk / Angle Joint



**Type 3** - Auge / Eyelet



Bemerkungen/Weitere Info

Observations/Further Info